



Key benefits and features

This versatile Fiber Laser range, covering 300W to 1.5kW offers a number of industry leading features in a standard 19" rack format, with integrated power supply making it simple to install into new or existing products.


Full Feature list

- 300W to 1.5kW CW output power.
- Single mode and multi mode fiber beam delivery options.
- Patented back reflection protection.
- FiberView™ Software.
- Integral rapid modulation & pulse shaping.
- Small footprint.
- High reliability.
- Low maintenance.

Optimised for...

Easy integration into our customers' equipment; these industrial Lasers come complete with their own internal control system.

These versatile Lasers offer a number of benefits including output power flexibility and a range of beam delivery, control and interface options.



Cutting

Aluminium, Mild Steel,
 Brass, Copper &
 Stainless Steel



Flat Sheet Cutting

Stainless Steel



3D Printing / Additive Manufacturing

Metal Powders

Benefits

- Back Reflection Protection
- Lower Energy Bills
- High Reliability
- Small Footprint
- 19" Rack Mount Format
- Low Maintenance

Key Features

- 300W, 500W, 750W, 1kW & 1.5kW
- $M^2 \leq 1.1, 6, 10$
- 50kHz Modulation Rate
- 1080nm Wavelength

Applications

- Cutting
- Welding
- Fine Cutting
- Additive Manufacturing
- Cladding

Industries

- Additive Manufacturing
- Automotive
- Electronics
- General Assembly
- Industrial

Product Selection Parameters

Model	300W	500W	750W	1kW	1.5kW
Performance Data					
Operating Modes	CW and Modulated				
Output Power Range	10 – 105%				
Long Term Output Power Stability ⁽¹⁾	± 2% peak				
Wavelength (nm)	1080				
Linewidth (nm)	<10				
Polarisation	Un-polarised				
Min. Rise / Fall Time (µs)	<5				
Max. Modulation Frequency (kHz)	70			50	
Fiber Optic Beam Delivery					
20µm Fiber, M ² : ≤1.1	✓	✓	✓	✓	✓
50µm Fiber, 2.2mm mrad BPP ⁽²⁾	✓	✓	✓	✓	✓
100µm Fiber, 3.5mm mrad BPP ⁽²⁾	✓	✓	✓	✓	✓
Alignment Laser Wavelength (nm)	630-680 (Class 2)				
Electrical					
Voltage < Single Phase	100-240V		200-240V		
Max Power Consumption (kW)	1.1	1.8	2.7	3.6	5.4
Current (A)	5-12	8-20	12-30	16-40	24-30
Environment / Cooling					
Ambient Temperature (°C)	5-45				
Coolant Flow Rate (litre/min) ⁽³⁾	3	5	8	10	15
Coolant Connections	10mm				
Max. Relative Humidity	85% (20°), 50% (40°C)				
Module Dimensions					
Height	3U			4U	
Width	445mm				
Depth	600mm			830mm	

Notes

1. Constant Temperature
2. Beam Parameter Product = beam radius x half angle divergence
3. At Maximum 30°C Temperature

Terms and conditions

Some specific combinations of product specifications and optional accessory may not be available. These Lasers are designed as units for incorporation or integration into other equipment. All product information is believed to be accurate and subject to change without notice. A complete product specification will be issued on request and also at time of order acknowledgement. The user assumes all risks and liability whatsoever in connection with the use of the product or its application.


Applications



3D Printing / Additive Manufacturing
Metal Powders



Cutting
Aluminium, Mild Steel,
Copper, Brass &
Stainless Steel



Welding
304 Stainless Steel



Cutting
Mild Steel

Distributed by:

NAMSON TECHNOLOGY - ENGINEERING CO., LTD



HEAD OFFICE

Add: 51 - 53 Pho Quang Str, Ward 2, Tan Binh Dist, Ho Chi Minh City, Vietnam.

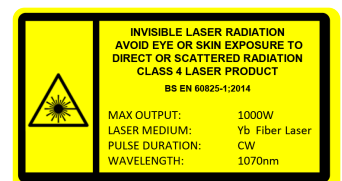
Tel: +84 8 3997.4421 - Fax: +84 8 3997.4423

E-mail: info@namson.com.vn - Website: www.namson.com.vn

BRANCH

Add: No.3B, Lance 43, Giang Vo Str, Cat Linh Ward, Dong Da Dist, Ha Noi

Tel: +84 4 37 36 83 77



www.spilasers.com/support

© SPI Lasers UK Ltd

SM-S00472-2